

Bluelab Nutrient Monitor™

Instruction for changing values by setting flags

First remove back from monitor

Flags for value selection
are located here



Monitor
This way
up

Method for changing the flags


Changing the flags to the required settings is easily done by using long nose pliers.

Pull the flags to change gently up using the pliers and replace them directly down into the new position.


Please see the other side of this sheet for flag settings

Bluelab Nutrient Monitor™


Flag settings for the various values of measurement




EC °C




EC °F




CF °C




CF °F




TDS/PPM (EC x 500) °C



TDS/PPM (EC x 500) °F



PPM (EC x 700) °C



PPM (EC x 700) °F